



# S101

**Installation overview  
and components**

**Basic configuration of the target  
for pistol and small/big bore rifle**

### SIUS AG

Im Langhag 1 | CH-8307 Effretikon | Switzerland

Phone +41 52 354 60 60

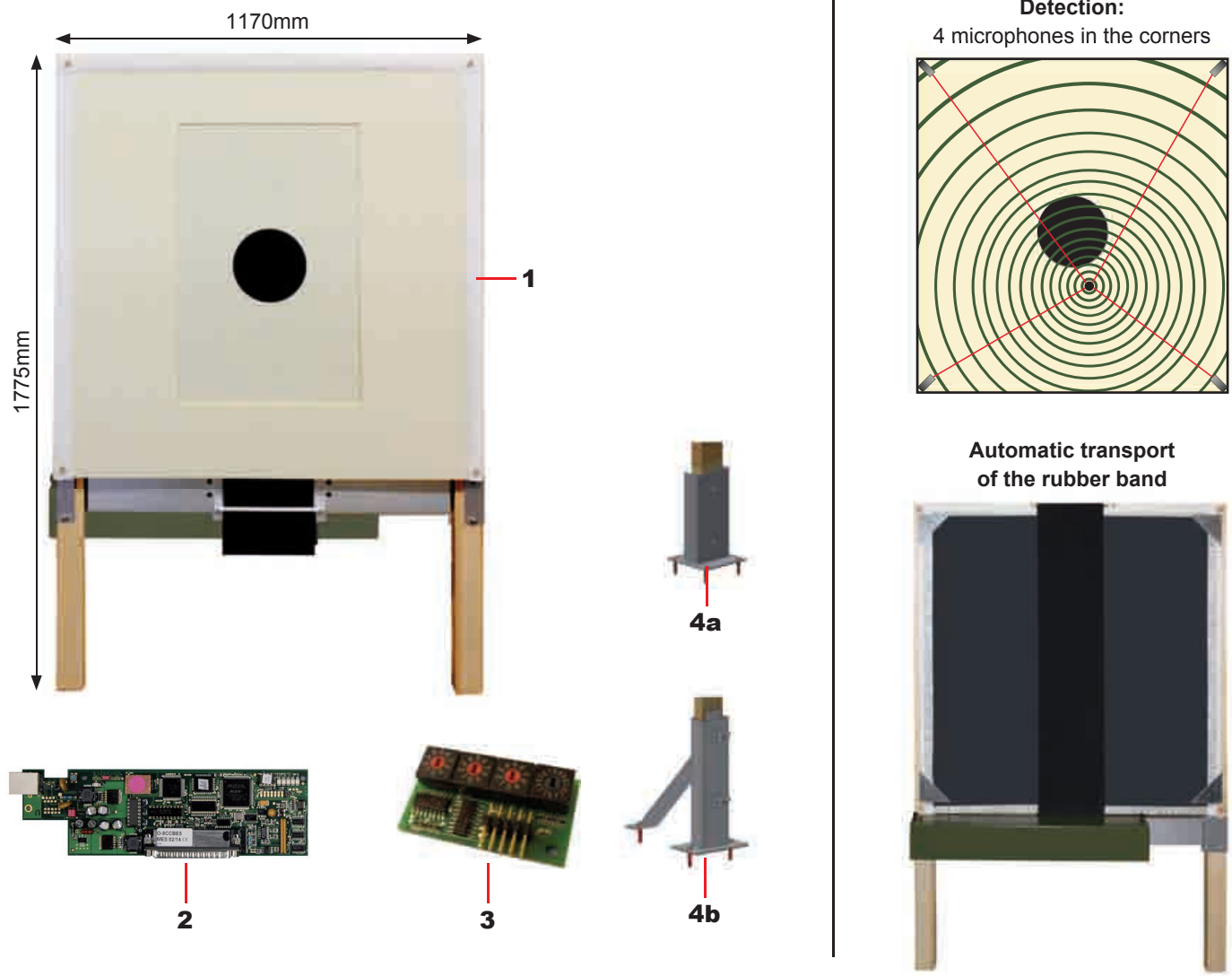
[www.sius.com](http://www.sius.com) | [info@sius.com](mailto:info@sius.com)



## Target S101

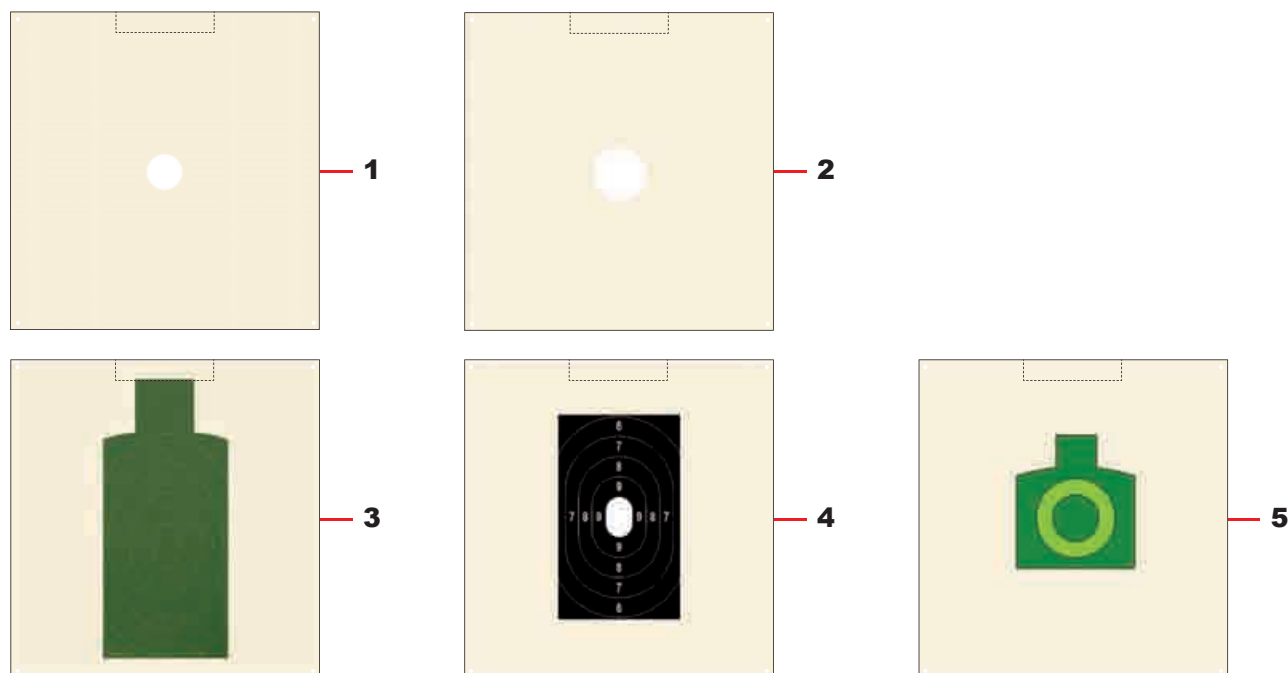
Target for pistol and small/big bore rifle.

Pos.	Article no.	Description
<b>Target S101</b>		
1	S101-LON-V1	Main target S110 with LON measurement bar, without print LON measurement electronics, incl. front mask S101A042 Size (WxHxD): 1170x1775x280mm, weight: 36,2kg, Consumption: 7.6W, Detection surface (WxH) 1020x1020mm.
<b>Optional accessory and spare parts</b>		
2	LMEB001V6	Print LON measurement electronics
3	LNRB001	Print Lane Number Assignment
4a	SHS12	Target holder (feet), galvanised steel, set with 2 pieces, incl. screws and dowels
4b	SHS11	Target holder (feet), galvanised steel, with strut, set with 2 pieces, incl. screws and dowels
	S101D001	Rubber strip, with catch, sloped, 1000x246x1mm
	S101A043	Frame for target front mask
	S101A046	Spacer joist 50x20x1170mm
	S101A050	Rubber cover, left and right
	S101A053	Rubber cover, on top
	S101D002	Repair kit for main frame including: > S101A058 Rubber membrane, black > AMG023 Sponge rubber P-pSprofile, 9x5.5mm > AMSH03.5x25 Countersunk screw for chipboard 3.5x25



### Target front masks

Multi wall panels with preprinted target front masks are mounted on the main frame. If mounted directly on the main frame, a part of the multi wall panel has to be cut out (see dotted line). This is not necessary, if mounted on top of the main frame with a pre-installed multi wall panel.

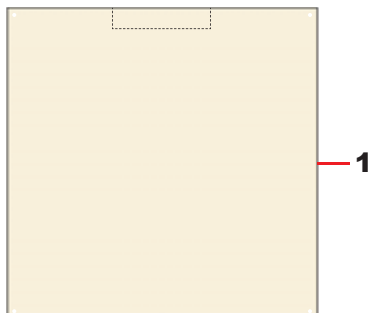


Pos.	Article no.	Description
<b>Target front masks</b>		
1	S101A059	Target front mask small bore rifle
2	S101A042	Target front mask precision pistol / back of target
3	S101A048	Target front mask «Morgarten»
4	S101A077	Target front mask «OSP»
5	S101A076	Target front mask «B»

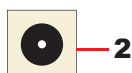
## Target front masks with hunting pictures

To mount the target front masks with DJV hunting pictures, the basic multi wall panel for hunting pictures S101A079 must be used. It will be mounted on the main target.

Basic multi wall panel  
for hunting pictures



Calibrating target  
for telescopic sight



A special center patch 30x30cm is available for the calibration of telescopic sights. It is glued on the basic multi wall panel according to manual «B077 S101\_Jagdbilder\_Montage\_de/en».

The hunting pictures chamois, roebuck, fox and wild boar must be ordered directly from:

German Hunting Federation DJV or Kuert Druck AG.

The adhesive hunting pictures can be mounted on the basic multi wall panel according to manual «B077 S101\_Jagdbilder\_Montage\_de/en».

Chamois DJV4



Roebuck DJV1



Fox DJV3



Wild boar DJV2



### Ordering hunting pictures:

- German Hunting Federation DJV > [www.jagdverband.de](http://www.jagdverband.de)
- Kuert Druck AG > [www.kuert.ch](http://www.kuert.ch) (only within Switzerland)

Pos.	Article no.	Description
		<b>Basic multi wall panel for hunting pictures and calibrating target for telescopic sight</b>
1	S101A079	Basic multi wall panel for hunting pictures
2	S150JVZA001	Center patch Ø 20 cm on topfoil, 30x30cm (calibration of telescopic sight)



## Information och förfrågningar

Tfn +46 (0)21-600 13

[www.sius.se](http://www.sius.se) | [info@sius.se](mailto:info@sius.se)

